
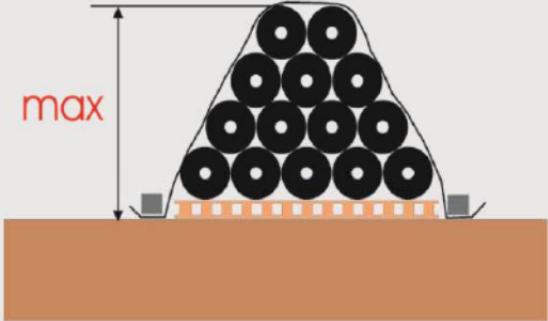
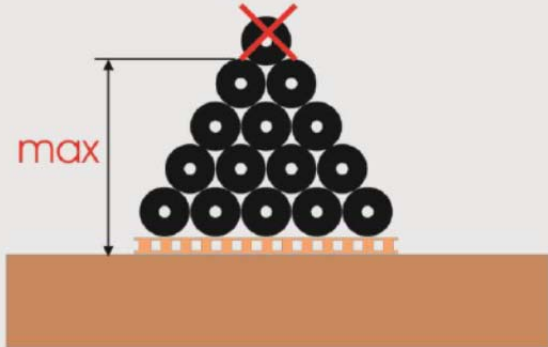


BENFELT Bentonite Liners

General Handling and Storage Instructions

	<p>Unloading the Truck at the Construction Site This is carried out either by using forklifts, wheel loaders, excavators or by means of built-in truck cranes. A suitable crossbeam is attached to the construction site unit for the unloading. The crossbeam pipe (with a maximum diameter of 8 cm) is thrust through the hub of the rollers and attached at the ends through chains, belts or ropes to the crossbeam. The unloading is carried out upwards. Should no crossbeam be available, at least 2 belt are wound around the rollers. The unloading is carried out smoothly upwards or laterally via the wheel loaders or crane</p>
	<p>Another unloading option consists in a forklift, to which a stable mandrel is attached. The truck is unloaded from behind in this manner. Under no circumstances may the rollers be discarded since the geosynthetic clay sealant may be damaged considerably. The unloading area should be level, navigable and sustainable. The storage area should show a slope so that surface water can be discharged. It must be dry, free of stones, level and sufficiently sustainable. Unloading and transport equipment should leave no appreciable traces on the construction soil. The storage site of the rollers is protected against moisture. The storage can be in the shape of a pyramid with a maximum of 4 positions.</p>
	<p>The rollers are protected from precipitation by using film or the like. The storage areas are secured against trespassing. Bentonite sealing sheetings may only be relocated during dry weather. The sealing sheetings may be damaged due to premature hydration during relocation or packing. On account of this, it may not be relocated during</p> <ul style="list-style-type: none"> - Precipitation (rainfall, snow) - Still water - Unsteady or soft substratum <p>The bentonite pathway is covered immediately after relocation</p>

